







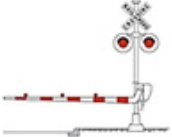








# Safety Activity



These programs offered by the Utah Safety Council offer practical strategies to reduce collision related injuries and fatalities on Utah roadways.

## RAILROAD SIGNS AND SIGNALS: MATCHING ACTIVITY

Match each sign or signal with the appropriate description on the right.

1.		2.		3.	
4.		5.		6.	
7.		8.		9.	
10.		11.		12.	
13.		14.		15.	

- A. Warns that a highway-rail intersection will appear immediately after making a right or left turn
- B. Alerts drivers of long wheelbase vehicles or trailers of a potential hang-up situation at the crossing
- C. A Quiet Zone has been established, and normally the train will not sound the horn
- D. Warns drivers that the road crosses railroad tracks ahead
- E. A driver must stop in advance of the railroad tracks
- F. Drivers must yield the right of way to trains
- G. Shows the railroad's emergency phone number and USDOT crossing number
- H. Marks the crossing and should be considered the same as a yield
- I. Known as Cantilever Flashing Lights and warns of an approaching train
- J. No trespassing
- K. Indicates on a paved road that the road crosses railroad tracks ahead
- L. Indicates the number of tracks present
- M. Warns of approaching trains and used to close the road when trains approach
- N. Pavement markings alerting drivers that the road crosses tracks ahead and identifying where to stop safely
- O. Known as Flashing Red Lights, with or without bells, and warns of an approaching train

# Safety Quiz



These programs offered by the Utah Safety Council offer practical strategies to reduce collision related injuries and fatalities on Utah roadways.

## ANSWERS

1. d
2. g
3. o
4. j
5. c
6. k
7. m
8. l
9. e
10. a
11. h
12. f
13. n
14. i
15. b